



View this case study Online



Follow Shivi Energy


RETROCLAMPS™ USED AS ANODE BRACELET REPLACEMENTS: SOUTH PACIFIC

Ten RetroClamps™ were installed on flow lines.

Deepwater's RetroClamps™ were used to provide a CP retrofit for South Pacific flowlines with failing anodes. Ten 26" RetroClamps™ with 4 anodes attached to each were installed by ROV NZ at a depth of 100 metres. Once each clamp was placed into position via ROV, the contact screw was tightened to provide electrical connection for the replacement anodes. All ten RetroClamps™ were deployed in two days, with most clamps requiring less than an hour to install.

A spokesperson for ROV NZ tells us, "ROV NZ was engaged to identify a solution to replace the depleted anode bracelets. After evaluating a couple of options, we recommended the RetroClamp CP system due to the superior design and ease of installation which provided confidence in achieving a successful outcome. Worth mentioning - the other option considered was an anode skid with a strap to connect to the existing bracelets, but the RetroClamp CP system stood out as the more effective solution."


More info at www.stoprust.com




ROV OR DIVER INSTALLED
These flow lines are 100 metres deep, so an ROV was used for installation.



RAPID INSTALLATION
A RetroClamp™ is an efficient, reliable method of replacing spent anodes on underwater pipelines and structures.



ANODES OR ANODE SLEDS
Some RetroClamps™ have attached anodes, others connect to anode sleds.



A QUICK CHECK
Here, ROV NZ uses a CP probe to confirm the contact screw is making a good electrical connection with the pipeline.



FAST INSTALLATION
Most of these clamps were installed in less than an hour each.